

# FORMULA WINTER SERIES 2023 Race 1

Circuito de Jerez - Ángel Nieto 11.-12.02.2023

Date: 11.02.2023

Time: 09:30

Drivers & Team Managers Briefing

Based on timetable issued January 2023

From:	The Race director (Briefing notes)
To:	All drivers and competitors
Cc:	The Stewards of the meeting, the clerk of the course The secretary of the meeting

## DRIVERS and TEAM MANAGERS BRIEFING

SATURDAY	11.02.2023	SUNDAY	12.02.2023
Free Practices 1	10:50 – 11:50	<u>RACE 1:</u>	30min. + 1 lap
Free Practices 2	14:10 – 15:10		Pit lane closed: 12:50
Scrutineering	16:00 – 19:00		Formation lap: 12:55 Green Flag
<b>SUNDAY</b>	<b>12.02.2023</b>	<u>RACE 2:</u>	30min. + 1 lap
Qualifying 1	09:40 – 09:55		Pit lane closed: 15:45
Qualifying 2	10:00 – 10:15		Formation lap: 15:50 Green Flag

### CIRCUIT INFORMATION

Lap length	: 4.428 m	SC line 1	: before pit entry
Pole position	: right side (Standing-Start)	SC line 2	: after the end of the pit exit
Speed limit pit lane	: 60 km/h	SC initial position	: near the medical centre
Start and finish line	: NOT the same	SC lights off	: around Turn 11

### EVENT NOTES

All cars will be in the pits. Green light at Pit Exit will start Qualifying and opens the Pre Grid.



When you are leaving the pit exit in Turn 1 have a look at cars coming on your right side.

In case of a YELLOW flag all drivers must reduce the speed immediately. It is not allowed to overtake. Any overtaking manoeuvre must be finished at the height of the yellow flag.

In case of a RED flag during practice all drivers must reduce the speed immediately and drive to the Pit Lane. It's not allowed to overtake. **The max. permissible speed is then basically 80 km/h** and applies to the entire track (except Pit Lane). All cars have to stay in position and drive carefully. Technical assistance in Pit Lane is allowed. Restart will be by green light at the pit exit.

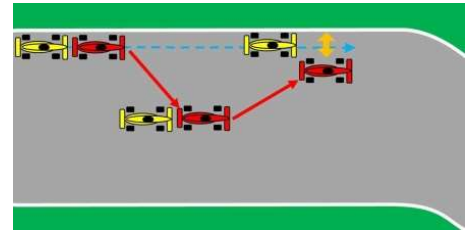
Respect at every time the track limits. Leaving the track with advantage will be penalized. All drivers are reminded to Appendix L (IV, 2c-d) of the ISC. Repeat violations will be penalized

A driver who abandon the car must leave the steering wheel in place and the gear box must be in neutral. The driver must remain near his car in a secure place and help the rescue team when needed.

More than one change of direction to defend a position is not permitted, weaving in front of another car is forbidden.

*See Appendix L (IV, 2b) ISC*

Any driver moving back towards the racing line, having earlier defended his position off-line, must leave at least one car width between his own car and the white line at the edge of the track



The “practice start area” is located before the pit exit light left-hand side of the fast lane.

Signals to drivers (Black, Black/White, Black with orange disc and boards) will be given left-hand side at the timing line in front of the race tower.

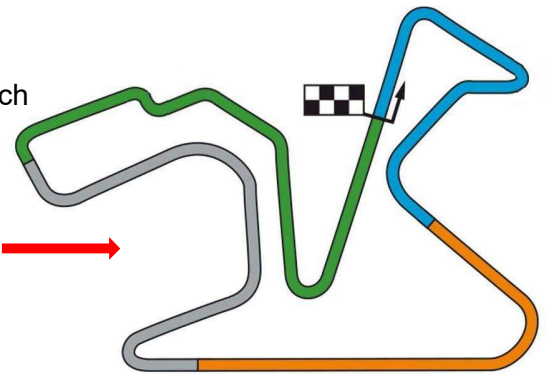
At the end of the qualification all cars return to the pit lane and are under Parc Fermé conditions. Location of the Parc Fermé will be given at the briefing.

## QUALIFYING PRACTICE

There will be a double qualifying session, of 15 minutes each

The first session determines the grid for Race 1, the second session the grid for Race 2.

The Jerez race track has 4 timing sectors: →



## STARTING PROCEDURE

Cars should line up in Pit Lane in front of the pit doors in an angle of 45° to the left. Remember Art.22.6 of your Regulations.

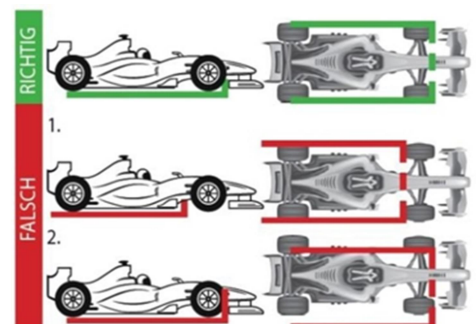
After opening of the Pit exit (10min board) all cars drive **one** lap to the starting line and into the grid boxes. You will have a Standing Start with boards and “all red lights on” – “all red lights off”. Pole Position is on the right side. After reaching your grid position stop the engine immediately.

With showing the 3 min. signal the car has to stand on its tyres and is not allowed to lift again. With the 1 min. signal all team-personal has to leave the track.

Start into formation lap will be given by a green flag. NO overtaking and no start exercises are allowed during the formation lap. Please keep the formation as tight as possible.

If your car stalls at the start into formation lap and you succeed in restarting it and you are NOT the last participant in the rolling starting grid, you have to stay in this position until the cars in front of you have taken their grid positions. You then can drive carefully through the middle of the two rows and take your original position. In case you are the last racing car during formation lap, you have to stay in the last starting position. If you are not able to start your engine in time, you will be pushed into the pit lane.

When you arrive in the grid, take up your exact position by placing your wheels within the grid box. An inaccurate grid position is given, when one or more wheels are completely outside the grid box. A start from such a position will be penalized by a drive-through-penalty.



## TIME SCHEDULE START RACES

### **Formula Winter Series – Race 1**

12:45	Pre-Grid opens to cover <b>one reconnaissance lap</b> into the grid
12:45	10 minutes board/lights
12:50	5 minutes board/lights - Pit exit closed
12:52	3 minutes board/lights
12:54	1-minute board/lights
12:54.30	30 seconds board/lights
12:55	green flag /light– start of formation lap
13:00	start race – 30 minutes + 1 lap (75% = 24 minutes)

### **Formula Winter Series – Race 2**

15:40	Pre-Grid opens to cover <b>one reconnaissance lap</b> into the grid
15:40	10 minutes board/lights
15:45	5 minutes board/lights - Pit exit closed
15:47	3 minutes board/lights
15:49	1 minute board/lights
15:49.30	30 seconds board/lights
15:50	green flag/light – start of formation lap
15:55	start race – 30 minutes + 1 lap (75% = 24 minutes)

## FULL COURSE YELLOW (FCY)

We will use FCY only in Qualifying to save time. All Marshals will show yellow flags together with FCY-boards at the same time. NO overtaking, reduce speed immediately to 80 km/h and keep the distances. Restart by pulling down flags and boards and replacing by green flags at the same time.

## SUSPENDING A RACE

All marshals will wave red flags; additional red lights can be shown at the start/finish straight. When this signal is given, overtaking is prohibited, the Pit Lane exit will be closed, and all cars will proceed slowly to the pit lane. The first car to reach the Pit Lane will go directly to the exit of Pit Lane and will stop at the line (line of the exit light of Pit Lane) staying on the fast track and the rest of vehicles will be lined up behind it. **The max. permissible speed is then basically 80 km/h.** Race will be restarted behind the Safety Car by one lap in the order of the last crossing of the Finish Line before the red flag.

## SAFETY CAR

The safety car procedure will be like detailed in Art.2.10 Appendix H – ISC

All marshals will wave yellow flags and show SC boards.

Safety car will join the track at the pit exit with illuminated lights.

All competing cars will form up in line behind the safety car. Overtaking is forbidden.

**The race leading driver is asked to collect the other participants behind him to let the SC take position before him.** This avoids sorting of cars and leads to a fast ending of the SC action.

The race leader must follow within 5 cars length behind the SC and all remaining cars among themselves too. They must keep the formation as tight as possible.

Drivers may not carry out a drive-through penalty after the SC has been deployed. Any lap behind the SC will be counted as a race lap.

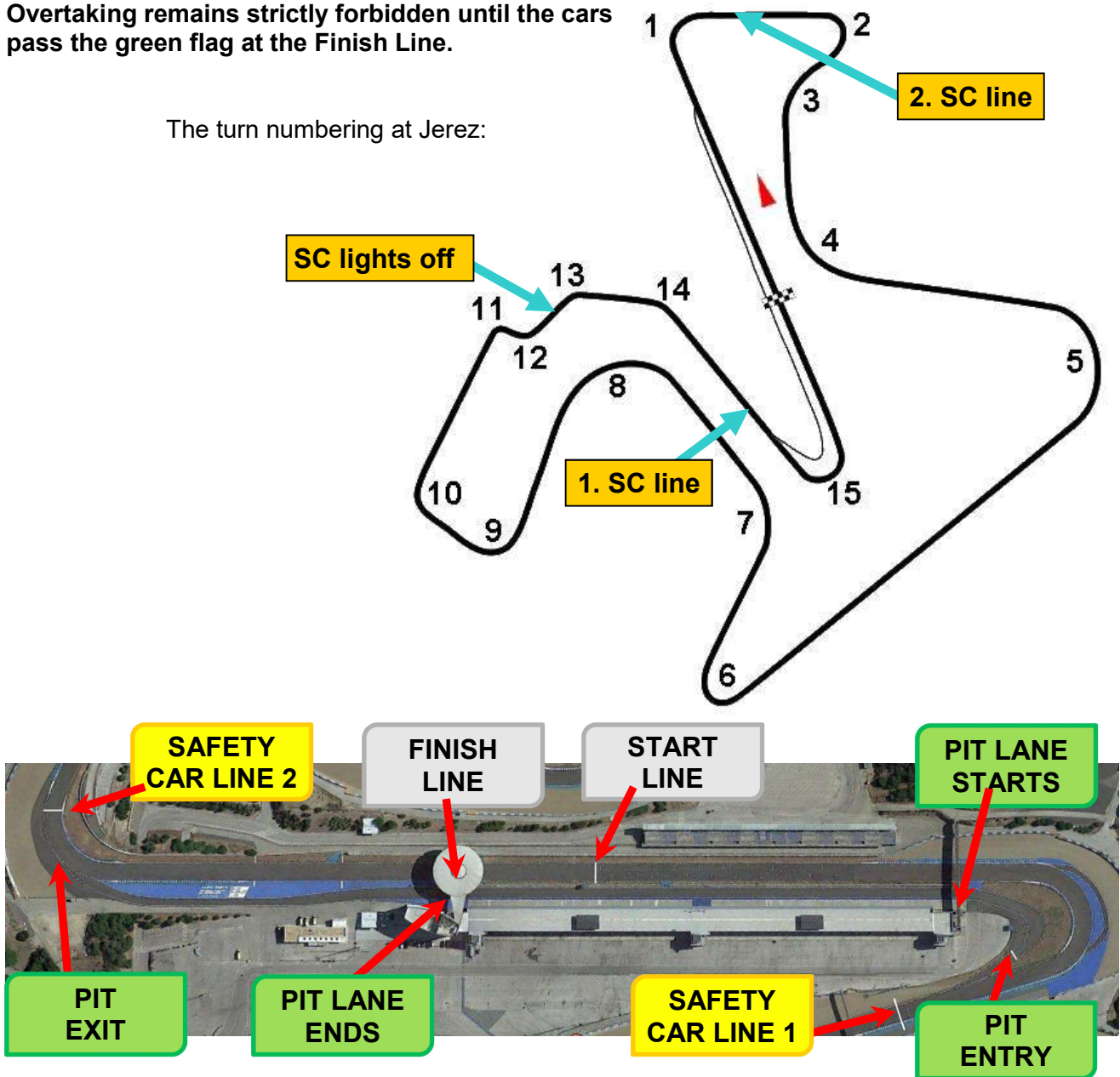
If the leading race car is not behind the SC and when ordered to do so by the Race Director, the observer in the SC will use the green light on the car or his arm to signal any car behind the SC and the race leader, that they should pass the SC. These cars will continue at reduced speed at the incident and without overtaking until they reach the line of cars behind the safety car.

While the Safety Car is in operation, competing cars may enter the Pit Lane, but may only re-join the track when the green light at the end of the Pit Lane is on. It will be on (green) at all times except when the Safety Car and the line of cars following it are about to pass or are passing the Pit exit. A car re-joining the track must proceed to the end of the line of cars behind the Safety Car.

When the race director calls in the SC, it will extinguish the lights around T13 and leave the track at the end of that lap turning right side into the pit lane. When the lights are off, the leading race car may control the pace and fall more than 5 cars length behind the SC.

**Overtaking remains strictly forbidden until the cars pass the green flag at the Finish Line.**

The turn numbering at Jerez:



**Important notice:** Beside the track the most secure place is in your car. Caution in getting out. After a heavy accident stay in your car. Do not attempt to leave it on your own. Wait for the arrival of the doctor and if necessary the extrication team We will take care of you